

Service
Warranty
Information
1995

3 Series



M3



Owner's Manual



Original BMW Accessories



BMW Lifestyle Accessories and Gift Articles



Accident Guidelines and Checklists

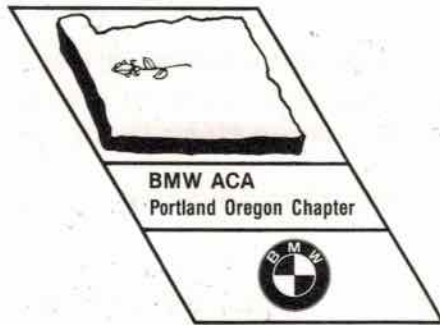


Dealer Directory/Atlas

United States and Canada

1995





Over 150,000 BMW owners worldwide enhance their ownership experience through membership in a BMW car or motorcycle club . . .



Please read the following information carefully, and share it with all passengers. Help us to make your driving experience a safer one.
Warning: Ignoring these safety tips could result in serious injury or death!

Restraint Systems

Always make sure everyone in the vehicle is wearing a restraint device properly – either safety belts or a child-restraint system.



Safety belts should be worn snugly across the hips and shoulder; avoid any twisting of the belt. Always position the shoulder belt across your chest, not behind your back.



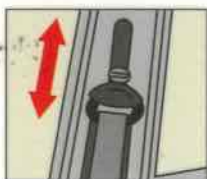
Each safety belt is designed to be used by only one person. Do not allow infants or small children to ride in passengers' laps.

Expectant mothers should always wear their safety belts; take care to position the lap belt against the lower hips. Shoulder strap should be worn to the side of the fetus and between the breasts.



Warning: Passenger Airbag!

Children should always ride in the rear seat and use an appropriate child-restraint system or the safety belts. Never install a child-restraint system in any front seat. The safety belts have a label with instructions for locking the belt when installing a child-restraint system.



Manually adjustable safety belt anchors can be moved up or down to suit your individual torso.



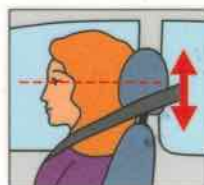
Proper positioning

Drivers and passengers should never sit close to the airbag.



Warning: Driver Airbag!

Airbags need room to inflate. The safest driving position is a comfortable one. In a comfortable driving position, the arms are slightly bent with the hands at 9 and 3 o'clock positions on the steering-wheel, and the pedals are within easy reach.



Properly adjust the head restraint so that the center is roughly at ear height.

Illustrations do not represent every model. See the vehicle Owner's Manual for more detailed information.

At BMW, your safety is a priority.

